

603658

2025

1

www.sse.com.cn

2

3

4

5

2025

2025 12 31

3,296,495,508.10

1.31

2026 4 21

571,424,768

748,566,446.08

748,566,446.08

9,123,256.92

757,689,703.00

70.94%

9,123,256.92

757,689,703.00

70.94%

1


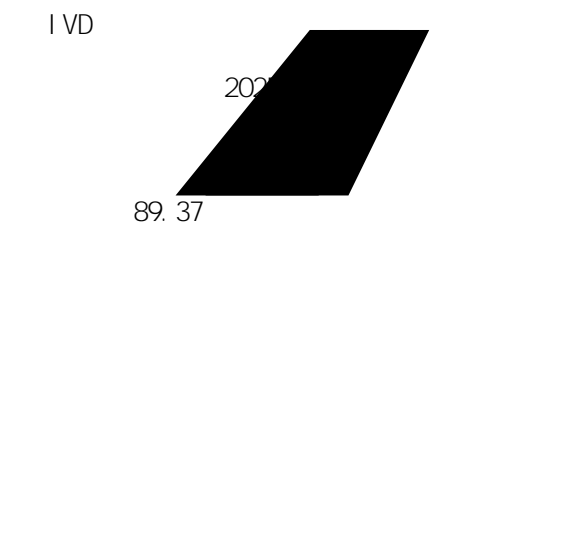

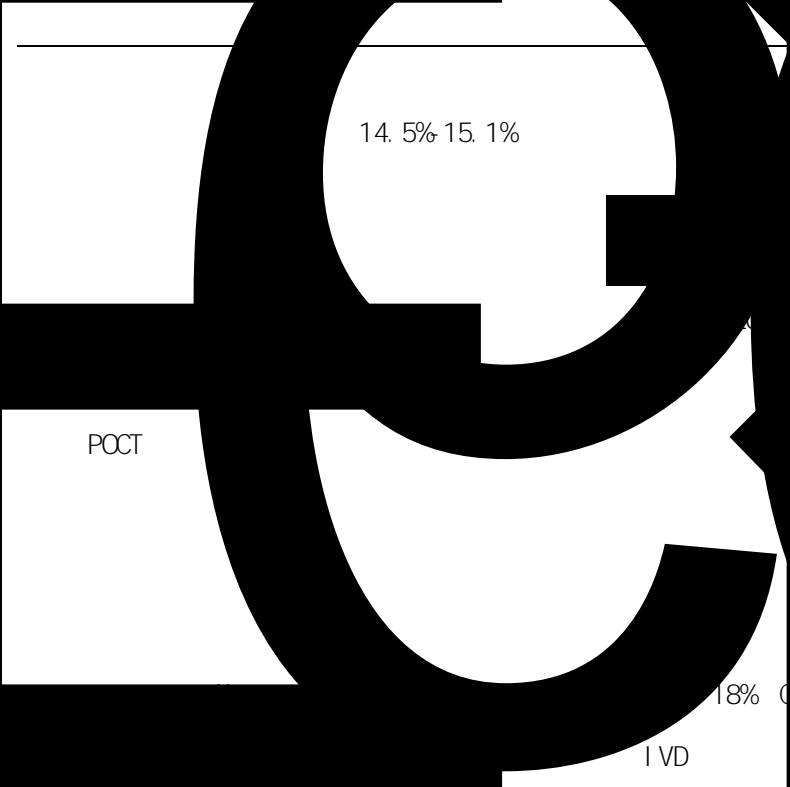
A			603658	

--	--	--

199
0371-86506868
0371-86506767
R R

199
0371-86506868
0371-86506767

0969



" " " "

2025

" "

DRG 2023 3

1

2023

"

"

1

2025

10 /
50% 77% 2025

I VD
28

52. 62%

POCT 200
84. 25%

"

"

I VD

DRG

I VD

I VD

1.

PCR

POCT

2.

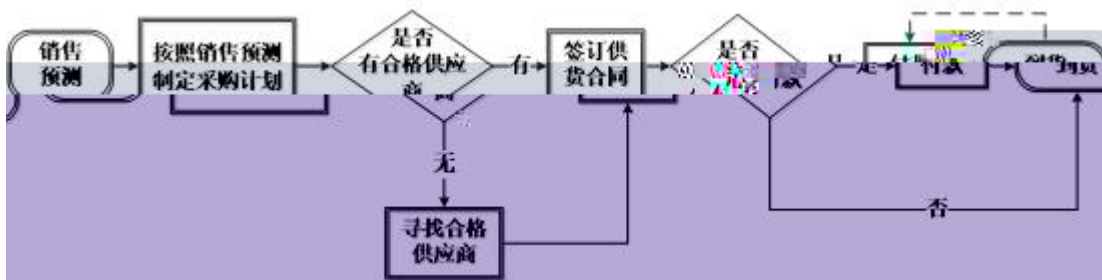
DRG

I VD

I VD

1.

1



A		
B		
C		

/

A.

B.

C.

2

2

100

" "

3

3.1 3

2025	2024	(%)	2023
12, 289, 725, 131. 70	11, 875, 065, 943. 97	3. 49	11, 554, 058, 269. 37
8, 926, 154, 166. 03	8, 616, 530, 318. 04	3. 59	8, 535, 461, 518. 03
4, 226, 413, 277. 24	4, 471, 202, 509. 22	-5. 47	4, 443, 655, 727. 69
1, 222, 766, 392. 56	1, 289, 056, 474. 19	-5. 14	1, 362, 543, 913. 16
1, 068, 016, 468. 23	1, 194, 451, 909. 72	-10. 59	1, 217, 438, 887. 27
998, 383, 780. 15	1, 098, 820, 497. 48	-9. 14	1, 185, 304, 05

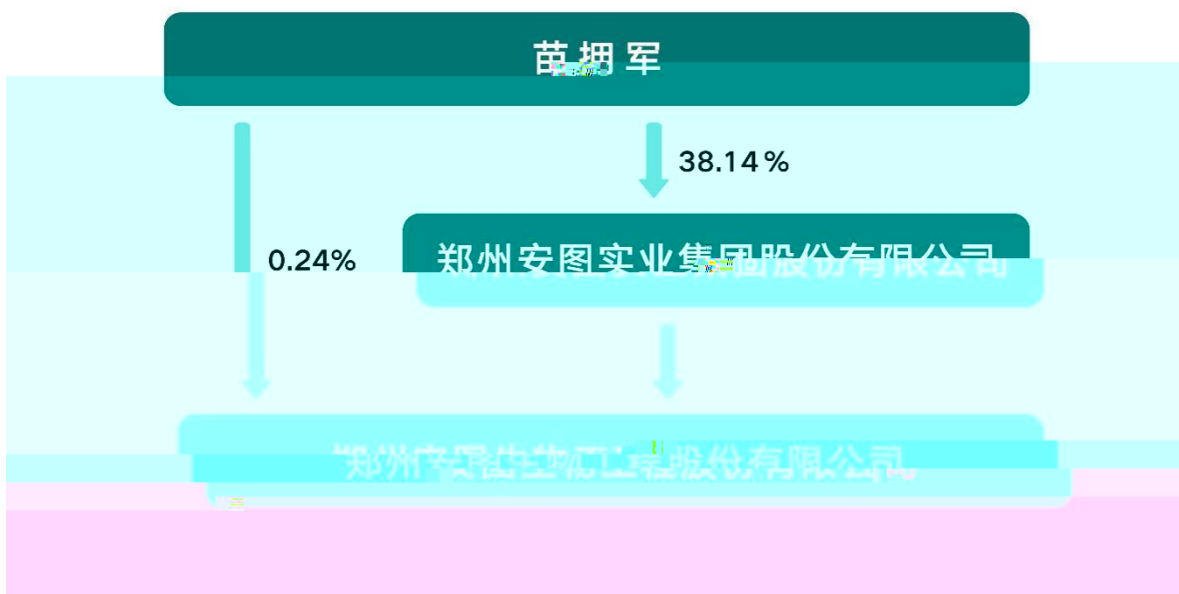
3.2

1-3	4-6	7-9	10-12
995, 933, 663. 32	1, 064, 373, 516.	1, 066, 848, 991.	
	63		

	-2,308,483	5,265,723	0.92	0		0	
	4,756,168	4,756,168	0.83	0		0	
	-7,760,253	4,181,272	0.73	0		0	
	3,059,881	3,059,881	0.54	0		0	
	208,000	2,848,000	0.50	0		0	
500	-652,745	2,560,977	0.45	0		0	
	2,242,788	2,242,788	0.39	0		0	
		Z&F					
		INTERNATIONAL TRADING LIMITED					



4.3



4.4

10

5

1

2025	422, 641. 33	24, 478. 92
5. 47%	106, 801. 65	12, 643. 54
10. 59%	892, 615. 42	1. 87